

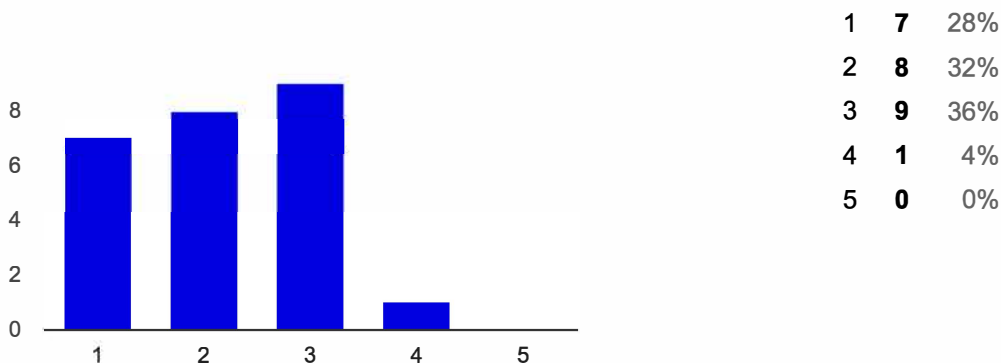
# 25 responses

[View all responses](#)

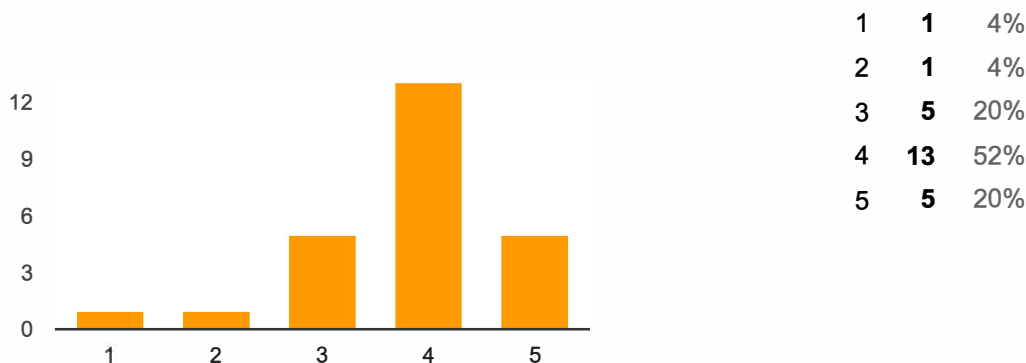
[Publish analytics](#)

## Summary

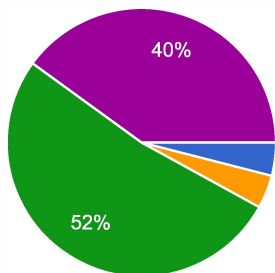
**How comfortable were you with visualization design before this class?**



**How comfortable are you with visualization design after this class?**

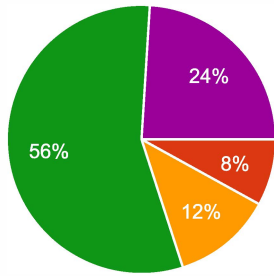


**The lectures in this course helped me learn how to design visualizations.**



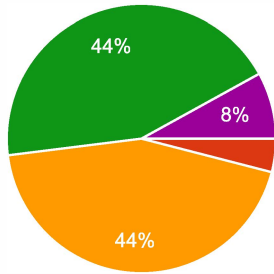
Strongly disagree	1	4%
Disagree	0	0%
Neutral	1	4%
Agree	13	52%
Strongly agree	10	40%

**The exercises in class helped me learn how to design visualizations.**



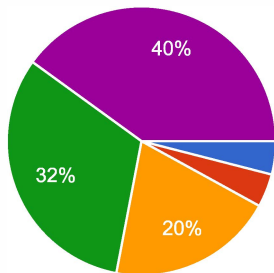
Strongly disagree	<b>0</b>	0%
Disagree	<b>2</b>	8%
Neutral	<b>3</b>	12%
Agree	<b>14</b>	56%
Strongly agree	<b>6</b>	24%

**The provided design worksheets helped me learn how to design visualizations.**



Strongly disagree	<b>0</b>	0%
Disagree	<b>1</b>	4%
Neutral	<b>11</b>	44%
Agree	<b>11</b>	44%
Strongly agree	<b>2</b>	8%

**The final project helped me learn how to design visualizations.**



Strongly disagree	<b>1</b>	4%
Disagree	<b>1</b>	4%
Neutral	<b>5</b>	20%
Agree	<b>8</b>	32%
Strongly agree	<b>10</b>	40%

**Number of daily responses**

